

## GENESIS BLOWER TOUCH PAD UK01658A

### Specifications

Cable length:	2 m.
Functions:	LED indication when the function is on.
Hole dimension:	Min. 44 mm.




### Important

Follow the directions for installation and connection. Do not expose the touch to direct sunlight. This touch is not suitable for medical use. We reserve the right to change the product and the specification without notice.

### Installation

Drill a precise hole in the bathtub rim for the touch, and place it in position and hand tighten the nut from backside of the tub. The touch can be mounted without nut, if removal from the front is wished. Use a little silicone to hold it in position and place the touch in the hole.

### Description of functions

-  Blower variable speed. Press and hold to decrease and increase speed. Release button at required speed.
-  Blower on/off. Press once to start blower and set timer. Press again to switch blower off. Green LED indicates that the blower is running.
-  Blower massage mode. Press once and speed varies from fast to slow speed continuously over a set period of time.

### Connection diagram

Remove white connector block if not needed.

Disregard following wires. Brown, Green, White. These can be trimmed away.

