



Stepless DC Inverter

Aqualtel is stepless DC inverter. It adopts stepless inverter compressor and DC brushless fan motor. The speed adjustment can be as low as one hertz and one round, which provides amazing energy saving performance and extreme silence.



Dedicated Inverter Control System

Aqualtel's control system is specially designed for pool heating. It can adjust the heating capacity precisely according to different heating loss in a pool season. The design philosophy is to achieve fast heating by high speed in the beginning of the season, and better energy saving in the rest of the season by middle and low speed.



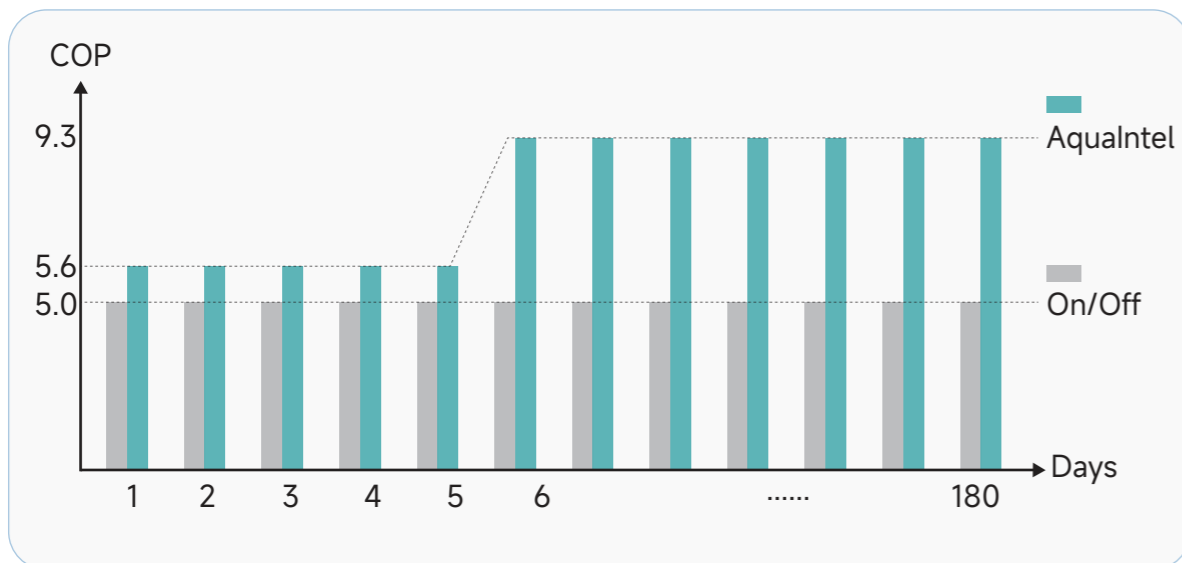
Intelligent Protection

Aqualtel can adapt to wide voltage and adjusts the system in different tough condition. For example, if there is electricity peak or poor ventilation, the system can slow down intelligently for comfortable operation. Thus, it brings longer life span than traditional on/off heat pump.



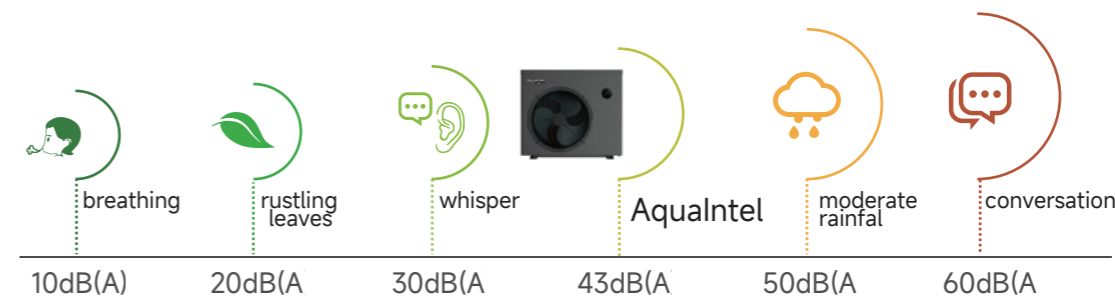
1 Average COP 9.3 (air 27°C / water 27°C)

To maintain pool temperature for 95% of pool season, AqualIntel runs at average 50% capacity to provide the best energy saving performance and most silent pool environment. Its average COP at 50% speed is 9.3 at air 27°C / water 27°C, and 6.2 at air 15°C / water 26°C.



3 Comfort silence

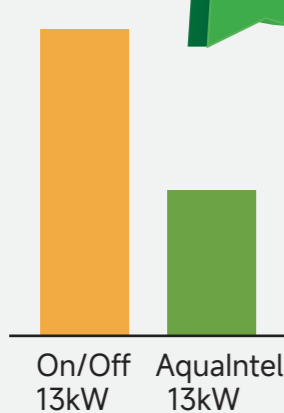
Thanks to the Inverquark technology, Stepless DC inverter compressor and DC brushless fan motor, AqualIntel runs very quietly to provide you a comfortable heating environment.



2 Double energy saving

Use a 13kW AqualIntel to heat up a 50 m³ pool for 1°C, it can save 1012 kW energy consumption than use a 13kW On/Off heat pump in one pool season. It is nearly double energy saving.

1 year saves **1956 kW**



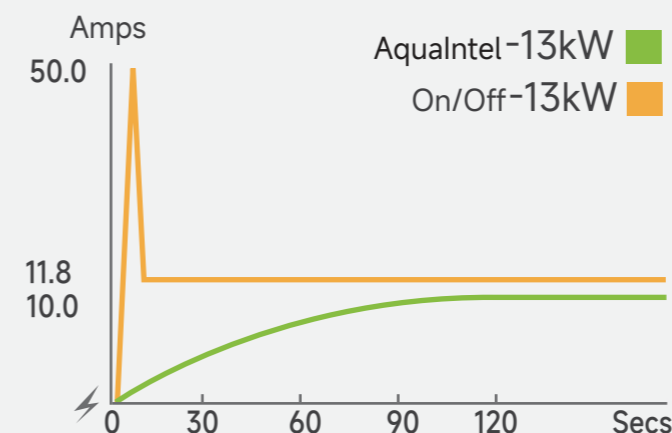
Energy consumption comparison

Heat pump	AqualIntel 13kW	On/Off HP 13kW
COP (air 27°C/water27°C)	9.6 @ 50% CAPACITY	5
Input power	0.70 kW	2.60 kW
Heating time	8.92 hours	4.46 hours
Daily consumption	6.24 kW	11.60 kW
Yearly consumption(365 days)	2277.6kW	4234 kW

*Formula: kW*h= T *V (m³)*1.16

4 Soft start and wide voltage application

With DC inverter compressor, AqualIntel starts from 0 amps. Then it increases slowly and steadily. There is no strike to the house electricity system. And with its smart conversion, AqualIntel can be applied to a wide range of voltage of 180V to 260V.



5 Smart Wi-Fi APP

With smart Wi-Fi app, you can see or control Aqualtel anywhere any time.



Parameters

MORE FEATURES OF AQUAINTEL

Alu

Aluminum alloy casing and inner metal frame.

EEV

EEV technology: 10 times flexibility to adjust the gas flow and increase the COP up to 20% higher.



Twisted titanium heat exchanger: 40% higher efficiency than normal titanium heat exchanger.

-5°C

Extend the pool season with down to -5°C running temperature.



Hot gas defrosting with Saginomiya 4-way valve for quick and efficient defrosting.



Model	SW70	SW90	SW130	SW160	SW200	SW240
PERFORMANCE CONDITION: Air 27°C/ Water 27°C/ Humid. 80%						
Heating capacity (kW)	6.9	8.8	12.6	15.7	19.8	23.5
COP Range	13.0~6.2	13.0~6.3	13.2~6.4	13.1~6.2	13.2~6.2	13.4~6.4
Average COP at 50% Speed	9.0	9.4	9.6	9.2	9.4	9.3
PERFORMANCE CONDITION: Air 15°C/ Water 26°C/ Humid. 70%						
Heating capacity (kW)	5.0	6.4	8.7	10.8	13.7	15.5
COP Range	6.7~4.5	6.8~4.3	6.9~4.6	6.9~4.4	7~4.3	7.1~4.6
Average COP at 50% Speed	6.3	6.2	6.3	6.0	6.1	6.3
TECHNICAL SPECIFICATIONS						
Advised pool volume (m ³) *	15~30	20~45	35~65	40~75	50~90	60~110
Operating air temperature (°C)	-5°C ~ 43°C					
Heat exchanger	Twisted Titanium Heat Exchanger					
Power supply	230V 1Ph					
Rated input power (kW)	0.20~1.11	0.27~1.49	0.34~1.89	0.44~2.45	0.57~3.19	0.61~3.37
Input power at 50% Speed (kW)	0.40	0.52	0.70	0.90	1.13	1.24
Rated input current (A)	0.87~4.83	1.17~6.48	1.48~8.22	1.91~10.65	2.48~13.87	2.65~14.65
Sound level at 1m dB(A)	37.9~49.4	40.0~52.5	42.7~53.0	45.5~56.5	45.2~56.4	46.2~57.4
Sound level by 50% speed 1m dB(A)	42.64	45.70	48.45	48.18	49.57	49.59
Sound level at 10m dB(A)	17.9~29.4	20.0~32.5	22.7~33.0	25.5~36.5	25.2~36.4	26.2~37.4
Advised water flux (m ³ /h)	2~4	3~5	4~6	6~8	7~10	10~12
Water connection (mm)	48.3					
Net dimension LxWxH (mm)	744*359*648	864*359*648	864*359*648	954*359*648	954*359*748	954*429*755
Net Weight (kg)	42	46	49	60	68	68

Remarks:

* The data above is only for reference. For specific data, please refer to the nameplate on the unit.

* Advised pool volume applies to a private pool with isothermal cover, from April to September.